



TRELLEBORG



# TR-900 RADIAL SOLUTION



# TRELLEBORG TR-900 RADIAL SOLUTION

Trelleborg is underway with its TOTAL SOLUTION concept and is proud to introduce a top performance product, the TR-900, to the radial tire market. The TR-900 Industrial Radial Tire is the perfect combination of Trelleborg's industrial know-how and advanced radial technology. Designed to withstand industrial application stresses, the TR-900 product line offers stability, traction and security with its unique tread pattern and reinforced sidewalls. These tube-type tires offer good traction, are wear resistant and help to protect equipment, payload and driver. For all these reasons TR-900 can be considered the best industrial pneumatic tire for its longevity and comfort. The solid construction permits maximum performance and reduces downtime caused by punctures and tire damage.

TR-900 is built on a radial casing that runs perpendicular from bead to bead, up over the face of the tire and down to each sidewall. The crown is stabilized by a belt made of several plies, that makes it particularly suitable to run on aggressive and abrasive surfaces, preserving the operator's safety and comfort. Through intensive indoor and outdoor testing and in comparison with other competitors the TR-900 performance has been tested with very positive results. Its features make it suitable for all environments where the machine has to run long distances. The stability permits a higher speed and the absence of heat build-up extends the working time. It has been designed for use on material handling equipment such as forklift trucks, tow tractors and RO-RO trailers.

## BETTER STABILITY

The reinforced sidewall offers better stability and assures safe operations, particularly during sudden manoeuvres such as sharp turns and hard braking.

This preserves the load and avoids accidents involving human operators. The TR-900 radial tire is not only safe but also comfortable thanks to optimised vibration absorption.

Stability has been measured during tests of the sidewall deformation. Both the torsional deflection and the lateral deformation are lower than the competitors' products.

## ENERGY SAVINGS

Energy saving has been measured as liters of fuel used per 1000 working hours. The low fuel consumption depends on the exceptionally low rolling resistance which results in savings of battery power, gas and diesel. Energy saving also means better efficiency.

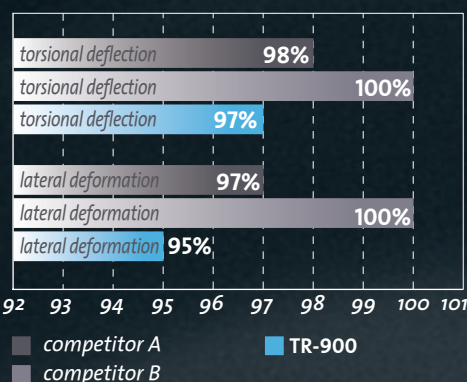
Efficiency of an investment in equipment is measured by the availability of the equipment (the number of hours worked by the machine divided by the total number of available working hours). A reduced number of stops for battery charging or refuelling will bring a great advantage in terms of efficiency to the end-user.

## LONGER TIRE LIFE

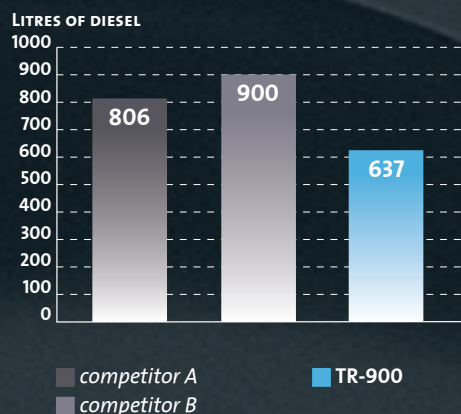
The extraordinary long life, measured as the distance covered by the tire during its lifetime, originates from the solid structure of the carcass that makes it resistant to punctures and is highly durable.

All these aspects can be translated into time and cost-savings for the end user, because the TR-900 reduces the down time of the forklift truck for tire replacement and maintenance.

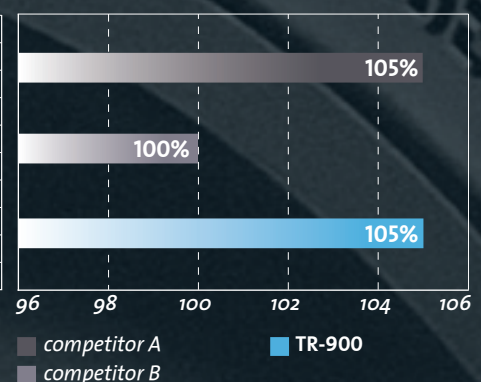
*Sidewall deformation*



*Fuel consumption for 1000 working hours*



*Tire Life*



AVAILABLE SIZES

Size	LI + SSY	Recommended rim	Inflated dimensions (mm)		Tread depth	Inflation pressure (±15%)		Load capacity (kg)					
			Width	O.D.		mm	PSI	Bar	Forklift up to 25 km/h		Other vehicles		
									Front	Rear	10 km/h	25 km/h	40 km/h
6.00R9	121A5	4.00	163	541	25	145	10	1885	1450	1885	1450	1295	
6.50R10	128A5	5.00	183	584	27	145	10	2340	1800	2340	1800	1605	
7.00R12	136A5	5.00	191	668	28	145	10	2915	2240	2915	2240	1995	
7.00R15	143A5	5.50	193	734	28	145	10	3250	2500	3250	2500	2225	
7.50R15	146A5	6.00	211	770	30	145	10	3900	3000	3900	3000	2670	
28x9R15	149A5	7.00	221	706	23	145	10	4225	3250	4225	3250	2895	
8.25R15	153A5	6.50	239	836	32	145	10	4745	3650	4745	3650	3250	
250R15	153A5	7.50	251	734	26	145	10	4745	3650	4745	3650	3250	
300R15	165A5	8.00	312	833	36	145	10	6695	5150	6695	5150	4585	
10.00R20	166A5	7.50	292	1059	33	145	10	6890	5300	6890	5300	4720	
12.00R20	176A5	8.50	318	1135	41	145	10	9230	7100	9230	7100	6320	
12.00R24	178A5	8.50	322	1230	39	145	10	9750	7500	9750	7500	6675	
14.00R24	193A5	10.00	386	1416	64	145	10	14950	11500	14950	11500	10235	
16.00R25	200A5	11.25/2.0	416	1495	56	145	10	15795	12150	15795	12150	10815	
18.00R25	207A5	13.00/2.5	478	1636	68	145	10	22750	17500	22750	17500	15575	
18.00R33	214A5	13.00/2.5	486	1836	74	145	10	27560	21200	27560	21200	18870	

- LI


Load index is a numerical code associated with the maximum load a tire can carry at the speed indicated by its speed symbol, under service conditions specified by the tire manufacturer.
- SSY

The speed symbol indicates the maximum speed at which the tire can carry a load corresponding to its Load Index, under service conditions specified by the tire manufacturer. A5 corresponds to 25 km/h.

AVAILABLE TREAD PATTERNS



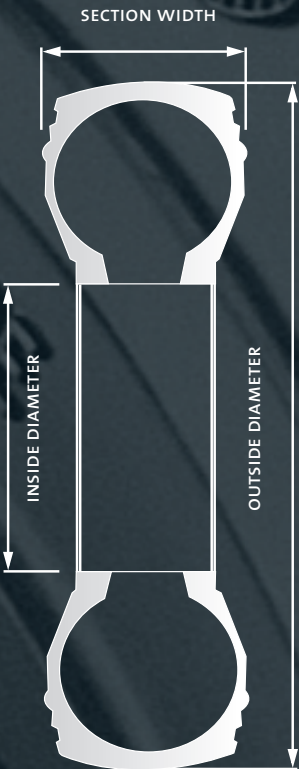
UP TO 24



16.00R25



18.00R25 - R33



RADIAL TIRE SIZES AND DIMENSIONS

28	X	9	R	15	149	A5
Outside diameter		Section width	Construction code	Nominal wheel	Load index	Speed symbol
mm		mm		diameter		

6.00	R	9	121	A5
Section width	Construction code	Nominal wheel	Load index	Speed symbol
mm		diameter		

250	R	15	153	A5
Section width	Construction code	Nominal wheel	Load index	Speed symbol
mm		diameter		





## EUROPEAN SALES OFFICES

### BELGIUM

TRELLEBORG WHEEL SYSTEMS  
BELGIUM NV  
HEAD QUARTERS BUSINESS  
UNIT EUROPE  
BRUGSE STEENWEG 7  
9940 EVERGEM  
TEL: +32 92 572 211  
FAX: +32 92 572 230  
Email: twsb.sales@trelleborg.com

### GERMANY

TRELLEBORG WHEEL SYSTEMS GMBH  
KLEBERSTRASSE 2  
D-40822 METTMANN  
POB 10 01 52 . D-40805 METTMANN  
TEL: +49 2104 217 282  
FAX: +49 2104 217 291

### ESPAÑA

TRELLEBORG WHEEL SYSTEMS  
ESPAÑA, S.A.  
VALENCIA, 333, 2º, 1ª  
08009 BARCELONA  
TEL: +34 93 208 14 80  
FAX: +34 93 458 84 74

### GREAT BRITAIN

TRELLEBORG WHEEL SYSTEMS  
RESOLUTION ROAD  
FLAGSTAFF 42  
ASHBY DE LA ZOUCH  
LEICESTERSHIRE LE65 1DW  
TEL: +44 1530 565 656  
FAX: +44 1530 565 600

### SWEDEN

TRELLEBORG WHEEL SYSTEMS  
HENRY DUNKERS GATA 1  
SE-231 81 TRELLEBORG  
TEL: +46 410 510 00  
FAX: +46 410 139 96

### FRANCE

TRELLEBORG WHEEL SYSTEMS  
FRANCE PNEUS INDUSTRIELS  
1 RUE LANGEVIN  
ZL DES GARENNES  
78130 LES MUREAUX  
TEL: +33 13 0223 850  
FAX: +33 13 4743 686

### RUSSIA

TRELLEBORG INDUSTRI O.O.O. (LTD)  
ROSHINSKIY PROEZO 8, 2-nd  
RU-115419 MOSCOW  
TEL: +7 495 232 5579  
FAX: +7 495 232 2264  
Email: moscow@trelleborg.com

### CZECH REPUBLIC

TRELLEBORG INDUSTRIES CS S.R.O.  
TOUŽIMSKÁ 720  
CZ-199 00 PRAHA 9 - LETNANY  
TEL: +42 028 384 2600  
FAX: +42 028 384 1699  
Email: tws.czech@trelleborg.com

### POLAND

TRELLEBORG INDUSTRIES POLSKA SP. Z O.O.  
UL. SZPARAGOWA 6/8  
PL 91-211 LODZ  
TEL: +48 42 613 6314  
FAX: +48 42 652 5181  
Email: tws.poland@trelleborg.com

### ITALY

TRELLEBORG WHEEL SYSTEMS  
VIA M.V. DE VIZZI, 60  
IT-20092 CINISELLO BALSAMO  
TEL: +39 02 66039 1  
FAX: +39 02 66039 331

## AMERICAN SALES OFFICES

### OHIO

61 STATE ROUTE 43 NORTH  
HARTVILLE OH 44632  
TEL: 330 877 1211  
FAX: 330 877 2346

### GEORGIA

107 FOREST PARKWAY, SUITE 900  
FOREST PARK, GA 30297  
TEL: 404 361 7060  
FAX: 404 361 1977

### CALIFORNIA

2438 PECK ROAD  
CITY OF INDUSTRY, CA 90601  
TEL: 562 695 5686  
FAX: 562 695 9040

### NEW YORK

89 LEUNING AVENUE  
SOUTH HACKENSACK, NJ 07606  
TEL: 201 488 2215  
FAX: 201 488 0577

### TEXAS

9239 KING ARTHUR DRIVE  
DALLAS, TX 75247  
TEL: 214 630 1530  
FAX: 214 630 1557

### TORONTO

80 GALAXY BLVD #13  
ONTARIO, CANADA M9W 4Y8  
TEL: 800 666 8473  
FAX: 330 877 2346

## OVERSEAS SALES OFFICES

### ARGENTINA

TRELLEBORG WHEEL SYSTEMS SA  
TUCUMAN 255 - 4TH FLOOR -  
OFFICE C  
(C1049AAE) - BUENOS AIRES  
ARGENTINA  
TEL/FAX: +54-11-4000-0070

### AUSTRALIA

TRELLEBORG WHEEL SYSTEMS  
AUSTRALIA PTY LTD. (TWSA)  
150-152 WILLIAM ROAD  
DANDENONG SOUTH  
VICTORIA 3175  
TEL: +61 (03) 9794 9041  
FAX: +61 (03) 9794 5044

### BRAZIL

TRELLEBORG DO BRASIL  
AVENIDA LAZARO BRIGIDO DUTRA, 700  
LAGO DA PRATA  
LENCOIS PAULISTA - SP  
BR-CEP 18682-050  
TEL: +55 14 3269 3600  
FAX: +55 14 3269 3613

### INDONESIA

PT TRELLEBORG INDONESIA  
WISMA KORINDO, 4TH FLOOR  
JALAN MT HARYONO KAV. 62  
JAKARTA 12780  
TEL: +62 217 976 211  
FAX: +62 217 976 213

### MALAYSIA

TRELLEBORG MALAYSIA SDN BHD  
No. 22 JALAN 30B/146  
TAMAN DESA TASIK,  
SUNGAI BESI  
57000 KUALA LUMPUR  
TEL: +60 (020) 390 596 388  
FAX: +60 (020) 390 593 169

### MIDDLE EAST

TRELLEBORG WHEEL SYSTEMS  
MIDDLE EAST LTD  
PO BOX: 6115  
DUBAI. UAE  
TEL: +9714 2249525  
FAX: +9714 2249515

### SINGAPORE

TRELLEBORG S.E. ASIA PTE LTD  
4 JALAN PESAWAT  
SINGAPORE 619362  
TEL: +65 62 622 112  
FAX: +65 62 622 002

### SOUTH AFRICA

TRELLEBORG SOUTH AFRICA (PTY)  
LTD  
NEDERVEEN HIGHWAY AND  
PHILLIPS ROAD ROODEKOP  
PO BOX 12459, ELSPARK 1418  
TEL: +27 11 865 3110  
FAX: +27 11 865 2965

## FACTORIES AND DISTRIBUTION

### USA

TRELLEBORG WHEEL SYSTEMS  
AMERICAS INC.  
61 STATE ROUTE 43 NORTH  
HARTVILLE, OH 44632-0430  
TEL: +1 330 877 1211  
FAX: +1 330 877 2346

### SRI LANKA

TRELLEBORG LANKA (PVT) LTD.  
LEVIN DRIVE, SAPUGASKANDA  
MAKOLA  
TEL: +94 11 2400338  
FAX: +94 11 4816803